



## Thru-the-Wall Heating & Cooling Comfort For Multi-Family Construction



## Gas Heat - Electric Cooling

### Universal Series



#### Features


- Self-Contained Heating and Cooling Units
- Easily Reachable Cooling Access Ports
- Precharged and Prewired
- Slide Out Chassis
- Polarized Molex Plug Connections on Cooling Chassis
- Supplied with Pre-Painted Stamped Exterior Grille
- 16" x 25" Filter Included

#### Cooling System

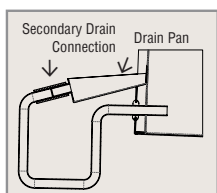
- R-410A High Efficiency Compressor
- Copper Tube with Enhanced Aluminum Fin Coils
- 1, 1.5, 2 and 2.5 Ton Cooling Capacities
- 5 Speed DC Indoor Motor
- Standard Secondary Drain Connection

#### Heating

- 80% Thermal Efficiency, Slide Out Furnace
- Up to 51,000 BTUH Heating Capacity Output
- Direct Spark Ignition with Unique, Single Gas Orifice
- Easy View Sight Glass for Diagnostic Lights and Flame
- Diagnostic LEDs Visible Through Furnace Door
- Control Board Mounted Out of the Way
- Sealed Combustion Chamber




Slide Out Furnace



Secondary Drain

# COMFORT PACK Gas Heating - Electric Cooling



Universal Chassis

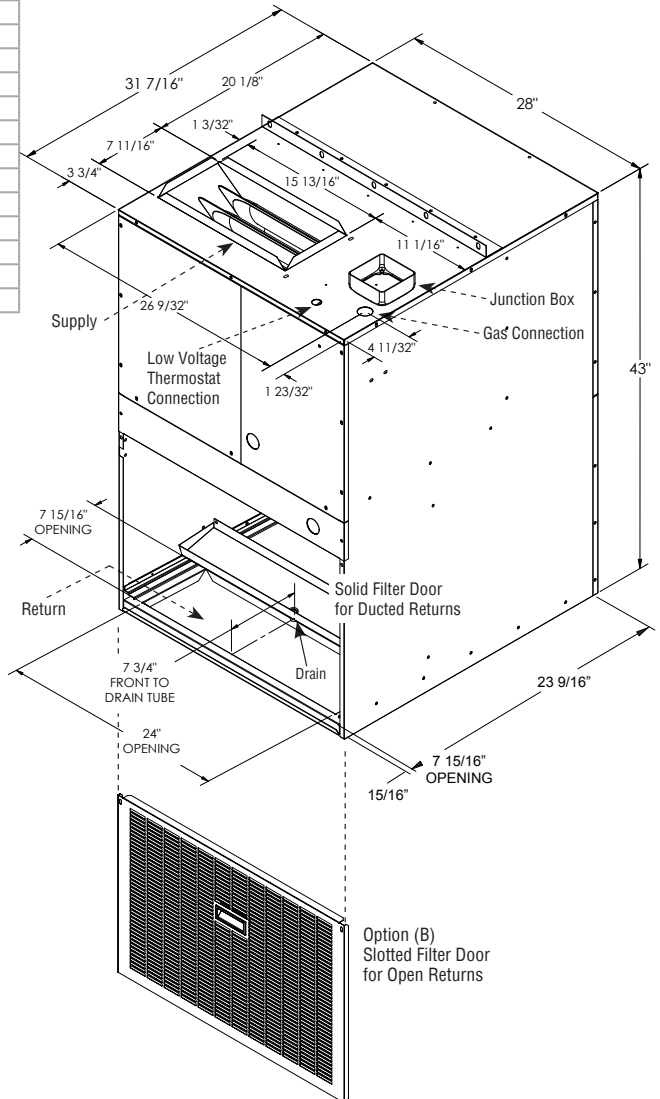
## PERFORMANCE DATA -ALL UNITS 80% THERMAL EFFICIENCY

MODELS	NOMINAL COOLING TONS	COOLING BTU	EER	HEATING BTU INPUT	HEATING BTU OUTPUT	SHIPPING WEIGHT
CPG41228-U	1	12,000	9.2	28,000	22,400	315
CPG41238-U	1	12,000	9.2	38,000	30,400	315
CPG41828-U	1.5	18,000	9.2	28,000	22,400	325
CPG41838-U	1.5	18,000	9.2	38,000	30,400	325
CPG41851-U	1.5	18,000	9.2	51,000	40,800	325
CPG41864-U	1.5	18,000	9.2	64,000	51,200	325
CPG42428-U	2	22,400	9.2	28,000	22,400	350
CPG42438-U	2	22,400	9.2	38,000	30,400	350
CPG42451-U	2	22,400	9.2	51,000	40,800	350
CPG42464-U	2	22,400	9.2	64,000	51,200	350
CPG43028-U	2.5	27,000	9.2	28,000	22,400	360
CPG43038-U	2.5	27,000	9.2	38,000	30,400	360
CPG43051-U	2.5	27,000	9.2	51,000	40,800	360
CPG43064-U	2.5	27,000	9.2	64,000	51,200	360

## ELECTRICAL DATA

MODELS	VOLTAGE	COMPRESSOR		OUTDOOR FAN MOTOR			INDOOR BLOWER MOTOR		TOTAL AMPS	MIN CIRCUIT AMPS	MAX OVER CURRENT PROTECTOR
		RLA	LRA	HP	FLA	LRA	HP	FLA			
CPG41228-U	208-230/60/1	5.1	29.5	1/4	1.8	3.6	1/3	3.0	9.9	11.2	15
CPG41238-U	208-230/60/1	5.1	29.5	1/4	1.8	3.6	1/3	3.0	9.9	11.2	15
CPG41828-U	208-230/60/1	8.0	43.5	1/4	1.8	3.6	1/3	3.0	12.8	14.8	20
CPG41838-U	208-230/60/1	8.0	43.5	1/4	1.8	3.6	1/3	3.0	12.8	14.8	20
CPG41851-U	208-230/60/1	8.0	43.5	1/4	1.8	3.6	1/3	3.0	12.8	14.8	20
CPG41864-U	208-230/60/1	8.0	43.5	1/4	1.8	3.6	1/3	3.0	12.8	14.8	20
CPG42428-U	208-230/60/1	10.9	61.6	1/4	1.8	3.6	1/2	3.9	16.6	19.3	30
CPG42438-U	208-230/60/1	10.9	61.6	1/4	1.8	3.6	1/2	3.9	16.6	19.3	30
CPG42451-U	208-230/60/1	10.9	61.6	1/4	1.8	3.6	1/2	3.9	16.6	19.3	30
CPG42464-U	208-230/60/1	10.9	61.6	1/4	1.8	3.6	1/2	3.9	16.6	19.3	30
CPG43028-U	208-230/60/1	14.3	72.2	1/4	2.4	-	1/2	3.9	20.6	24.2	35
CPG43038-U	208-230/60/1	14.3	72.2	1/4	2.4	-	1/2	3.9	20.6	24.2	35
CPG43051-U	208-230/60/1	14.3	72.2	1/4	2.4	-	1/2	3.9	20.6	24.2	35
CPG43064-U	208-230/60/1	14.3	72.2	1/4	2.4	-	1/2	3.9	20.6	24.2	35

Note: Unit must be mounted a minimum of 8" above finished floor.



## OPTIONAL ACCESSORIES

CPWS	Wall Sleeve (Unassembled)
CPWSA	Wall Sleeve Adapter (Unassembled)
CPLG	Architectural Louver Grille
CPLG-S	Architectural Louver Grille for Sleeve
CPLG-P	Architectural Louver Grille Painted
CPLG-SP	Architectural Louver Grille for Sleeve Painted
CPSG-P	Stamped Grille Painted
National Comfort Products offers Architectural Louver Grilles for all models. Outdoor grilles provided by others must be approved by National Comfort Products to maintain unit performance and warranty coverage. See Architectural Louvered Grilles Specification Sheet for more details.	
A	Omit Stamped Grilles
B	Slotted Filter Door
C	Combination of both A & B
14208343	LP Kit (38 MBTU)
14208344	LP Kit (51 MBTU)
14208345	LP Kit (64 MBTU)

## COMFORT PACK AIR FLOW DATA

MODEL	Static Pressure/CFM				
	0.1	0.2	0.3	0.4	0.5
CPG412	415-780	325-770	225-760	340-725	240-680
CPG418	415-780	325-770	225-760	340-725	240-680
CPG424	405-850	378-833	350-815	328-803	305-790
CPG430	405-850	378-833	350-815	328-803	305-790

For more detailed air flow data consult the CPG U-Models Installation Guide 1/2019 (p.35)

All units are set from the factory based on a .1 static.  
Setpoint may be different for heating and cooling.  
All specifications are subject to change without notice.



**National Comfort Products**  
A Division of National Refrigeration and Air Conditioning Products, Inc.  
539 Dunksferry Road • Bensalem, PA 19020-5908  
(800) 523-7138 • Fax (215) 639-1674  
www.NationalComfortProducts.com



Spec CPG-U 1/2019