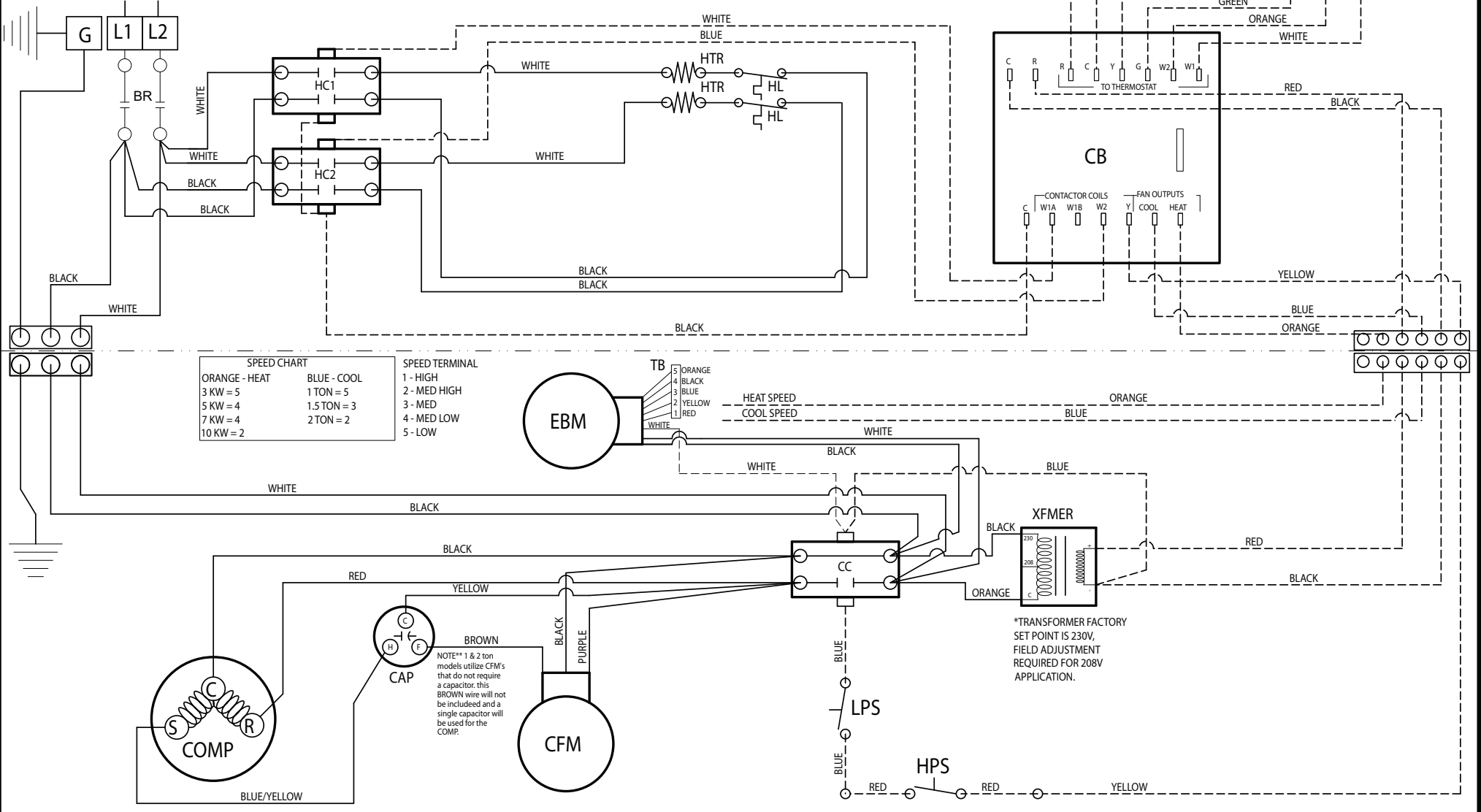


**BREAKER SIZES**  
 3KW = 30A  
 5KW = 30A  
 7KW = 60A  
 10KW = 60A

LINE VOLTAGE: \_\_\_\_\_  
 LOW VOLTAGE: - - - - -

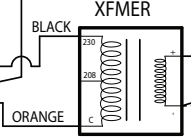
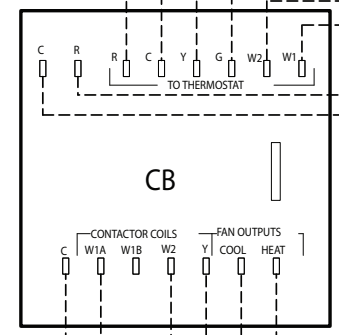
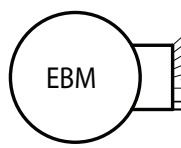
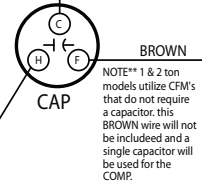
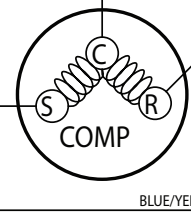


**SPEED CHART**

ORANGE - HEAT	BLUE - COOL
3 KW = 5	1 TON = 5
5 KW = 4	1.5 TON = 3
7 KW = 4	2 TON = 2
10 KW = 2	

**SPEED TERMINAL**

1 - HIGH
2 - MED HIGH
3 - MED
4 - MED LOW
5 - LOW



\*TRANSFORMER FACTORY SET POINT IS 230V, FIELD ADJUSTMENT REQUIRED FOR 208V APPLICATION.



539 DUNKSFERRY RD.  
 Bensalem, Pa. 19020  
 Phone: 800-523-7138  
 FAX: 215-639-1674

**SCHEMATIC WIRING DIAGRAM**  
**COMFORT PACK ELECTRIC**  
**U-SERIES 3, 5, 7, 10 KW**

DRAWN BY	DATE	JOB NUMBER	PART NUMBER
BS	11/21/22	CPE-U*25710	14299194

BR - BREAKER  
 CAP - DUAL CAPACITOR  
 CB - CONTROL BOARD  
 CC - COMPRESSOR CONTACTOR  
 CFM - CONDENSER FAN MOTOR  
 COMP - COMPRESSOR  
 EBM - EVAPORATOR BLOWER MOTOR  
 HC - HEATER CONTACTOR

HL - HIGH LIMIT SWITCH  
 HTR - ELECTRIC STRIP HEATER  
 HPS - HIGH PRESSURE SWITCH  
 LPS - LOW PRESSURE SWITCH  
 XFMR - TRANSFORMER  
 TB - TERMINAL BOARD